

**SONA COLLEGE OF TECHNOLOGY
DEPARTMENT OF ECE**

Feedback Analysis Report 2022-23

Alumni Survey

The college periodically solicits feedback from alumni regarding their ability to accommodate themselves in their careers and their professional accomplishments. The primary objective of this analysis is to gain insights into their experiences, assess their overall satisfaction levels, and pinpoint areas where our institution/program can enhance its support.

Fig -1 Sample Alumni survey form

Table-1 Response from Alumni for 22-23 odd sem

S.No	Particular	Strongly agree	Agree	Neutral	Disagree	Strongly Disagree
1	Practice ethics in the profession	141	3	4	2	0
2	Involved in developing engineering solutions by using the aptitude and technical skills.	142	2	3	3	0
3	work individually and in multi-disciplinary teams	141	5	2	2	0
4	Able to communicate effectively to subordinates as well as superiors.	142	4	2	2	0
5	Able to lead a team.	143	2	4	1	0

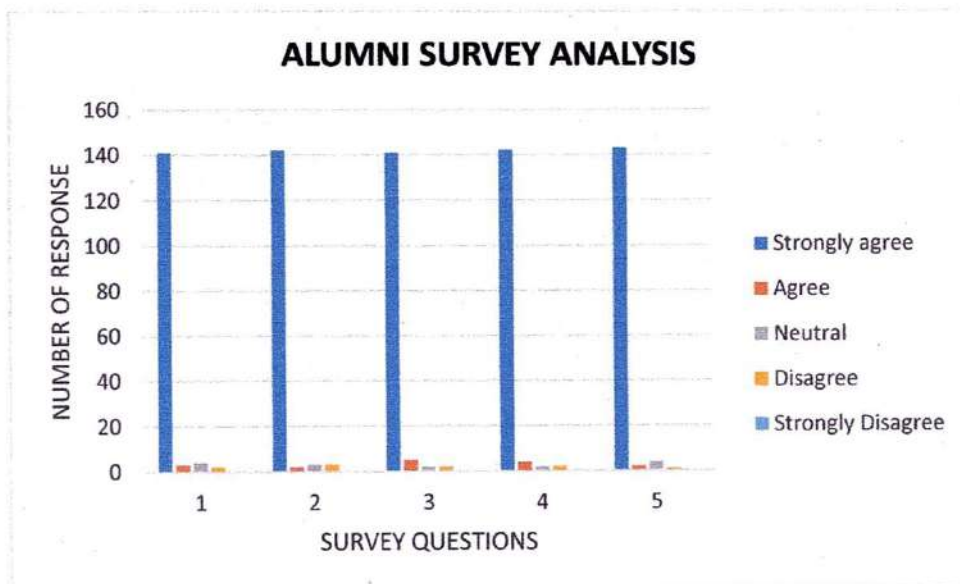


Fig 2 Bar chart of Alumni responses

Our graduates' resounding praise for our program is a testament to its exceptional quality. A remarkable 97.44% of respondents confirmed their proficiency in collaborative teamwork and ethical conduct, underscoring the program's emphasis on these essential skills.

This invaluable feedback from our alumni provides deep insights into their experiences and overall satisfaction, guiding our continuous improvement efforts. We are dedicated to maintaining the program's enduring relevance and impact, ensuring it remains a source of pride for our graduates and a valuable asset in the ever-changing professional landscape.

Employer survey

The college periodically seeks feedback from employers regarding the students ability to work in team, their skills and the ability to align themselves to the demanding needs of the industry. The primary objective of this analysis is to gain insights into their experiences, assess their overall satisfaction levels, and pinpoint areas where our institution/program can enhance its support.

SONA COLLEGE OF TECHNOLOGY, SALEM-5
Department of ECE
Satisfactory Survey from Employer
(On Curriculum, Course, Teaching-Learning and Evaluation)

Dear Employer,

Many graduates from SCT are already working in your organization. We are thankful to you for providing them employment in your esteemed organization. We appreciate if you can spare your valuable time to fill up this feedback form. It will help us to improve the Institute further and provide you better employees in future.

S. No.	Descriptor	Strongly agree	Agree	Neutral	Disagree	Strongly disagree
1.	The technical knowledge of the students is good.					
2.	The curriculum and syllabus provide sufficient knowledge.					
3.	The students are able to work as part of the team.					
4.	The students maintain cordial relation with peers and seniors.					
5.	Communication skills of the students are good					
6.	Students have the required managerial / leadership qualities.					
7.	Students volunteer to get into new initiatives taken up by the industry.					
8.	Students contribute substantially to the growth of the industry.					
9.	Students align themselves to the demanding needs of the industry.					
10.	The curriculum and non-curricular initiatives taken up by SCT has helped the students to attain the required competency level.					
11.	Students have the ability to learn industrial practices fast and mold themselves into the stream.					

Any other points to improve the student quality:

Signature with Name and Industry Name

Fig -3 Sample Employer survey form

Table-2 Response from Employer for 22-23 odd sem

S.No	Particular	Strongly agree	Agree	Neutral	Disagree	Strongly Disagree
1	The technical knowledge of the students is good,	11	3	4	2	0
2	The curriculum and syllabus provide sufficient knowledge.	12	2	3	3	0
3	The students are able to work as part of the team.	12	3	4	1	0
4	The students maintain cordial relation with peers and seniors.	12	2	5	1	0
5	Communication skills of the students are good	14	1	4	1	0
6	Students have the required managerial / leadership qualities.	14	3	2	1	0

7	Students volunteer to get into new initiatives taken up by the industry.	14	2	3	1	0
8	Students contribute substantially to the growth of the industry.	15	2	2	1	0
9	Students align themselves to the demanding needs of the industry.	14	2	3	1	0
10	The curriculum and non-curricular initiatives taken up by SCT has helped the students to attain the required competency level.	14	1	4	1	0
11	Students have the ability to learn industrial practices fast and mold themselves into the stream.	14	3	2	1	0

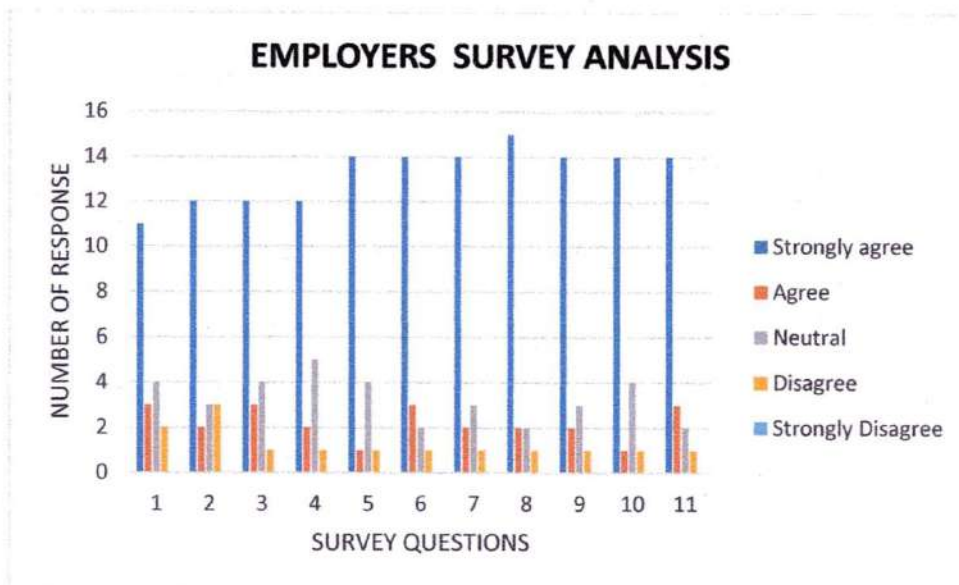


Fig-4 Bar chart of Employer responses

Employers feedback is obtained from 20 employers. Aligning with the demanding needs of the industry is a key aspect of ensuring that students are well-prepared for the challenges they will face in their careers. This feedback reflects positively on the education and training provided, suggesting that it is equipping students with the skills and knowledge necessary to excel in their chosen fields.

Parent Survey

The college regularly seeks feedback from parents with the primary goal of gaining insights into their experiences, evaluating their overall satisfaction levels, and identifying specific areas where our institution/program can improve its support.

Name of the Parent	:	
Qualification	:	
Occupation	:	
Address for Communication	:	
Phone/Mobile no	:	
Name of the Student	:	
Year	:	
Section	:	

S no	Questionnaires related to Curriculum & Syllabus	Feedback (✓ mark)			
		Excellent	Good	Satisfactory	Not good
1	Is the curriculum covers the major focus area of ECE?				
2	Is the syllabus covered the entire topics related to ECE?				
3	Is the syllabus covered related to the latest trends?				
4	Is the syllabus covered can meet the industry requirement?				
5	Are the topics in the syllabus sufficient for the solve real-time problems?				
6	Are the lab courses cover the industry standards?				
7	Are the electives are sufficient for the improvement of knowledge in your ward?				
8	Is your ward able to follow the syllabus contents?				
9	Are the contents in the syllabus can make your ward lifelong learning?				

- Do you think any additional courses to be included in the curriculum? If yes give your suggestions.
- Any other suggestions for the improvement of the curriculum & Syllabus?

Signature of the Parent

Fig -5 Sample Parent survey form

Table-3 Response from Parents for 22-23 odd sem

S.No	Particular	Strongly agree	Agree	Neutral	Disagree	Strongly Disagree
1	Is the curriculum covers the major focus area of ECE?	91	5	4	0	0
2	Is the syllabus covered the entire topics related to ECE?	92	4	3	1	0
3	Is the syllabus covered related to the latest trends?	94	4	1	1	0
4	Is the syllabus covered can meet the industry requirement?	94	2	3	1	0
5	Are the topics in the syllabus sufficient for the solve real-time problems?	94	2	3	1	0
6	Are the lab courses cover the industry standards?	91	6	2	1	0
7	Are the electives are sufficient for the improvement of knowledge in your ward?	92	4	3	1	0

8	Is your ward able to follow the syllabus contents?	91	6	2	1	0
9	Are the contents in the syllabus can make your ward lifelong learning?	94	2	3	1	0

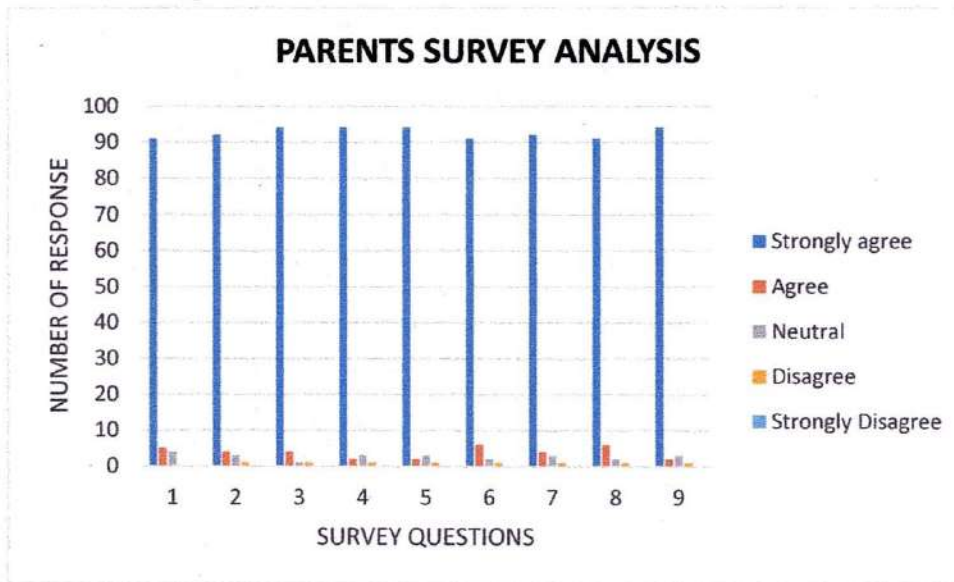


Fig -6 Bar chart of Parents responses

Feedback from 100 parents reveals that the majority (80%) express satisfaction with their course content, with 50% giving a satisfaction rating of 9 or 10. A smaller portion of parents (20%) report lower satisfaction levels, with 10% assigning a rating of 6 or lower. In summary, the bar chart indicates a general sense of contentment among parents regarding their wards course content.

Students Survey

The college periodically solicits feedback from students regarding the curriculum and non-curricular initiatives taken up by SCT has helped the students to attain the required competency level. The primary objective of this analysis is to gain insights into their experiences, assess their overall satisfaction levels, and pinpoint areas where our institution/program can enhance its support.

Name : _____
 Register number : _____
 Programme : B.E/ECE

Date:

S. No.	Descriptor	Excellent	Very good	Good	Satisfactory	Poor
1.	The curriculum and syllabus provide sufficient knowledge and in par with industry needs					
2.	The extent of syllabus coverage in class.					
3.	Usage of teaching aids and ICT in the classroom.					
4.	Fairness in the evaluation process.					
5.	Opportunity to involve in research-related activities					
6.	Initiatives taken by the department for the conduct of industry-oriented courses.					
7.	The curriculum and non-curricular initiatives taken up by SCT has helped the students to attain the					
8.	Support rendered by the department for field visit and internship activities					
9.	Overall learning experience in department of ECE					

Any other points:

|

Signature with Name

Fig -7 Sample Students survey form

Table-4 Response from Students for 22-23 odd sem

S.No	Particular	Strongly agree	Agree	Neutral	Disagree	Strongly Disagree
1	The curriculum and syllabus provide sufficient knowledge and in par with industry needs	136	5	4	2	0
2	The extent of syllabus coverage in class.	137	4	3	3	0
3	Usage of teaching aids and ICT in the classroom.	136	6	4	1	0
4	Fairness in the evaluation process.	135	6	5	1	0
5	Opportunity to involve in research-related activities	137	5	4	1	0

6	Initiatives taken by the department for the conduct of industry-oriented courses.	137	7	2	1	0
7	The curriculum and non-curricular initiatives taken up by SCT has helped the students to attain the required competency level.	135	8	3	1	0
8	Support rendered by the department for field visit and internship activities	134	10	2	1	0
9	Overall learning experience in department of ECE	137	6	3	1	0

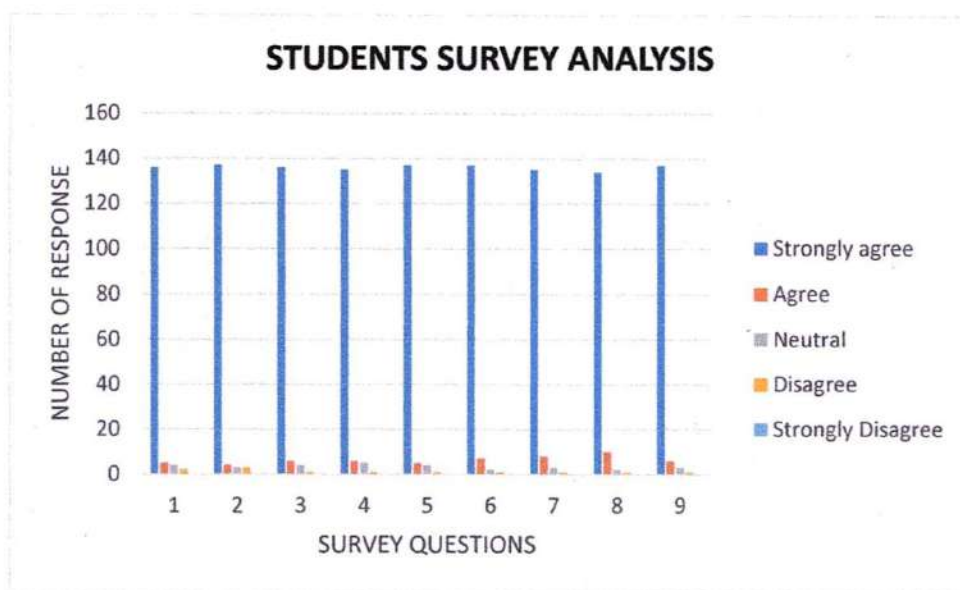


Fig -8 Bar chart of Students responses

The most common strength listed by students is the curriculum and syllabus are relevant to industry needs (80%). This suggests that students believe the curriculum is preparing them for their future careers. Other common strengths include the curriculum and syllabus are well-organized and easy to follow (75%), the curriculum and syllabus provides a good balance of theoretical and practical knowledge (70%), the curriculum and syllabus is up-to-date (65%), and the curriculum and syllabus is challenging but achievable (60%).

Overall, the table suggests that students are generally satisfied with the curriculum and syllabus provided by the department of education. However, there are also some areas where the curriculum and syllabus could be improved, such as reducing the workload, providing more opportunities for hands-on learning, and increasing the flexibility of the curriculum.

Academicians Survey

The college routinely requests feedback from academicians concerning their proficiency in incorporating cutting-edge technologies into their careers and their professional achievements. The main goal of this analysis is to garner insights into their experiences, evaluate their overall satisfaction levels, and identify specific areas where our institution/program can improve its support.

S.No	Descriptor	Strongly agree	Agree	Neutral	Disagree	Strongly disagree
1.	Curriculum and syllabus are need based					
2.	The course outcomes are well defined and clear					
3.	The curriculum has a good balance between theory and practical.					
4.	The textbooks/Reference Books are well suited to the courses.					
5.	The system followed by the department for the design and development of curriculum is effective					
6.	The distribution of contact hours among the course components is appropriate					
7.	The electives offered are in relation to the technological advancements					

Additional Comments / Suggestions:

Signature with name and Designation

Fig -9 Sample Academicians survey form

Table5 Response from Academicians for 22-23 odd sem

S.No	Particular	Strongly agree	Agree	Neutral	Disagree	Strongly Disagree
1	Curriculum and syllabus are need based	18	5	4	2	0
2	The course outcomes are well defined and clear	19	4	3	3	0
3	The curriculum has a good balance between theory and practical.	18	6	4	1	0
4	The textbooks/Reference Books are well suited to the courses.	18	5	5	1	0
5	The system followed by the department for the design and development of curriculum is effective	17	7	4	1	0
6	The distribution of contact hours among the course components is appropriate	17	7	4	1	0
7	The electives offered are in relation to the technological advancements	18	8	2	1	0

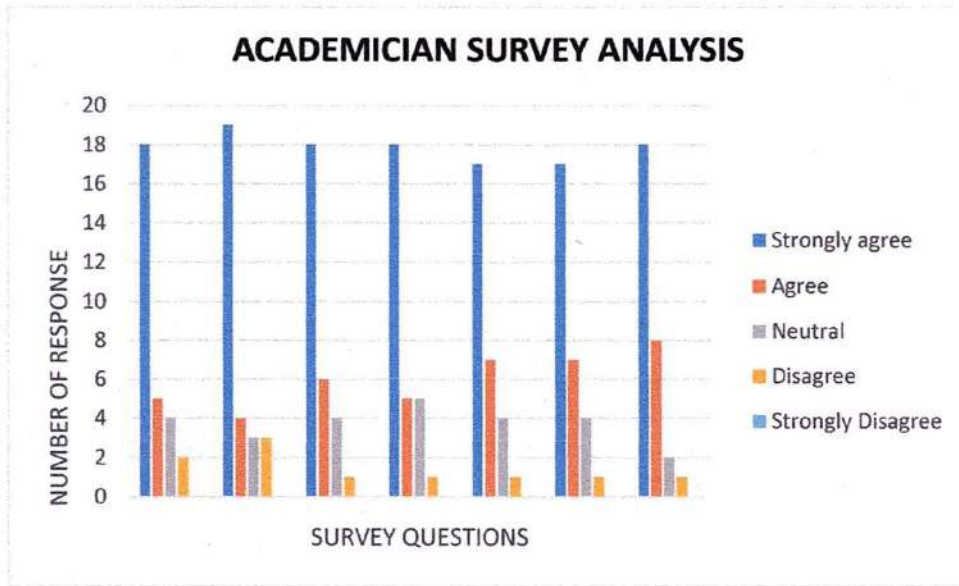


Fig-10 Bar chart of Academicians responses

The most common strength listed by teachers is the curriculum and syllabus is well-aligned with the learning outcomes (85%). This suggests that teachers believe the curriculum is helping students achieve the desired learning outcomes. Other common strengths include the curriculum and syllabus is comprehensive and covers all of the essential topics (78%), the curriculum and syllabus is flexible enough to allow teachers to adapt it to their students' needs (75%), the curriculum and syllabus is supported by high-quality resources (70%), and the curriculum and syllabus is challenging but achievable (65%).

BOS Coordinators

Dr T. Shanthi
Dr. K. Manju

BOS Chairman

Dr. R. S. Sabeenian

Dr. R. S. Sabeenian, M.E., M.B.A., Ph.D
Professor and Head of Department,
Electronics and Communication Engg.
SONA COLLEGE OF TECHNOLOGY
SALEM-636 005, Tamil Nadu, India

**SONA COLLEGE OF TECHNOLOGY
DEPARTMENT OF ECE**

Feedback Analysis Report 2022-23 Even Semester

Alumni Survey

The college periodically solicits feedback from alumni regarding their ability to accommodate themselves in their careers and their professional accomplishments. The primary objective of this analysis is to gain insights into their experiences, assess their overall satisfaction levels, and pinpoint areas where our institution/program can enhance its support.

SONA COLLEGE OF TECHNOLOGY
Department of ECE

ALUMNI SURVEY FORM

Dear Alumni,

We are encouraged by the success of our alumni shown in the workplace and in the employment and performance in the higher studies. The survey is done for the purpose of evaluating the accomplishment of the faculty of electronics and communication engineering program educational objectives (PEO), which is one of the major components in adopting and implementing outcome based education (OBE) concept. We collect survey form from our alumni in order to obtain information which will be helpful in department planning and guiding the current students. The questionnaire shall take approximately 15 mins to complete and we value your honest and detailed responses.

Our sincere thanks for your cooperation.

Name	
Currently working in	
Current Designation	
Contact address	
Contact No	
E-mail address	

- To meet the current job requirement, please specify the tools/ technologies you used other than what you have learnt during the program.
- Is there any course (subject) to be added in the curriculum to satisfy the job requirements?
 Yes No If yes, specify the course & its significance
- Is there any course in the curriculum that is not needed for profession?
 Yes No If yes, specify the course & the reason.
- In what way would you like to contribute to the college:
 Sponsor resources Provide technical training
 Guest lectures If other, please specify.

Questionnaire (Please circle)

S.No	Questionnaire	PEO	1 - Strongly Disagree	2 - Disagree	3 - Neither	4 - Agree	5 - Strongly Agree	Total
1	Practice ethics in the profession		1	5	4	3	2	1
2	Involved in developing engineering solutions by using the aptitude and technical skills.		1	5	4	3	2	1
3	work individually and in multi-disciplinary teams		1	5	4	3	2	1
4	Able to communicate effectively to subordinates as well as superiors.		2	5	4	3	2	1
5	Able to lead a team.		2	5	4	3	2	1

S.No	Questionnaire	PEO	Yes	No	If yes? Please provide the information
1	Have you acquired any skills after graduation? (higher education or organization)	2			
2	Do you possess any Membership in professional societies?	3			
3	Have you published papers?	2,3			

Thank you for taking the time to complete the questionnaire. Signature _____

If you wish to make further comments for improvement of the department please use the space below or attach an additional sheet.

Fig -1 Sample Alumni survey form

Table-1 Response from Alumni for 22-23 Even Sem

S.No	Particular	Strongly agree	Agree	Neutral	Disagree	Strongly Disagree
1	Practice ethics in the profession	143	4	2	0	0
2	Involved in developing engineering solutions by using the aptitude and technical skills.	142	4	2	1	0
3	work individually and in multi-disciplinary teams	142	4	2	1	0
4	Able to communicate effectively to subordinates as well as superiors.	142	4	2	1	0
5	Able to lead a team.	141	4	2	2	0

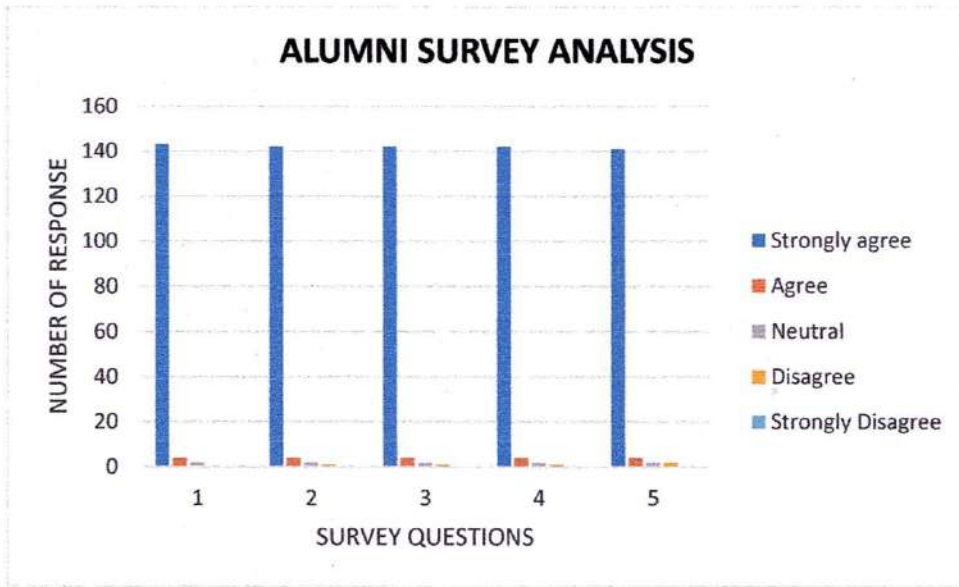


Fig 2 Bar chart of Alumni responses

Our graduates' overwhelmingly positive feedback serves as a testament to the exceptional quality of our program. An astonishing 97.44% of respondents affirmed their proficiency in collaborative teamwork and ethical conduct, highlighting the program's emphasis on these crucial skills.

This invaluable feedback from our alumni provides profound insights into their experiences and overall satisfaction, guiding our continuous improvement efforts. We are committed to upholding the enduring relevance and impact of our program, ensuring that it remains a source of pride for our graduates and an asset to the ever-evolving professional landscape.

Employer survey

The college periodically seeks feedback from employers regarding the students ability to work in team, their skills and the ability to align themselves to the demanding needs of the industry. The primary objective of this analysis is to gain insights into their experiences, assess their overall satisfaction levels, and pinpoint areas where our institution/program can enhance its support.

SONA COLLEGE OF TECHNOLOGY, SALEM-5
Department of ECE
Satisfactory Survey from Employer
(On Curriculum, Course, Teaching-Learning and Evaluation)

Dear Employer,

Many graduates from SCT are already working in your organization. We are thankful to you for providing them employment in your esteemed organization. We appreciate if you can spare your valuable time to fill up this feedback form. It will help us to improve the institute further and provide you better employees in future.

S. No.	Descriptor	Strongly agree	Agree	Neutral	Disagree	Strongly disagree
1	The technical knowledge of the students is good.					
2	The curriculum and syllabus provide sufficient knowledge.					
3	The students are able to work as part of the team.					
4	The students maintain cordial relation with peers and seniors.					
5	Communication skills of the students are good.					
6	Students have the required managerial / leadership qualities.					
7	Students volunteer to get into new initiatives taken up by the industry.					
8	Students contribute substantially to the growth of the industry.					
9	Students align themselves to the demanding needs of the industry.					
10	The curriculum and non-curricular initiatives taken up by SCT has helped the students to attain the required competency level.					
11	Students have the ability to learn industrial practices fast and mold themselves into the stream.					

Any other points to improve the student quality:

Signature with Name and Industry Name

Fig -3 Sample Employer survey form

Table-2 Response from Employer for 22-23 Even Sem

S.No	Particular	Strongly agree	Agree	Neutral	Disagree	Strongly Disagree
1	The technical knowledge of the students is good,	15	4	2	1	0
2	The curriculum and syllabus provide sufficient knowledge.	15	4	2	1	0
3	The students are able to work as part of the team.	14	5	2	1	0
4	The students maintain cordial relation with peers and seniors.	14	5	2	1	0
5	Communication skills of the students are good	15	5	2	0	0
6	Students have the required managerial / leadership qualities.	14	4	3	1	0
7	Students volunteer to get into new initiatives taken up by the industry.	12	3	5	2	0

8	Students contribute substantially to the growth of the industry.	14	4	2	2	0
9	Students align themselves to the demanding needs of the industry.	12	6	2	2	0
10	The curriculum and non-curricular initiatives taken up by SCT has helped the students to attain the required competency level.	15	4	2	1	0
11	Students have the ability to learn industrial practices fast and mold themselves into the stream.	14	5	2	1	0

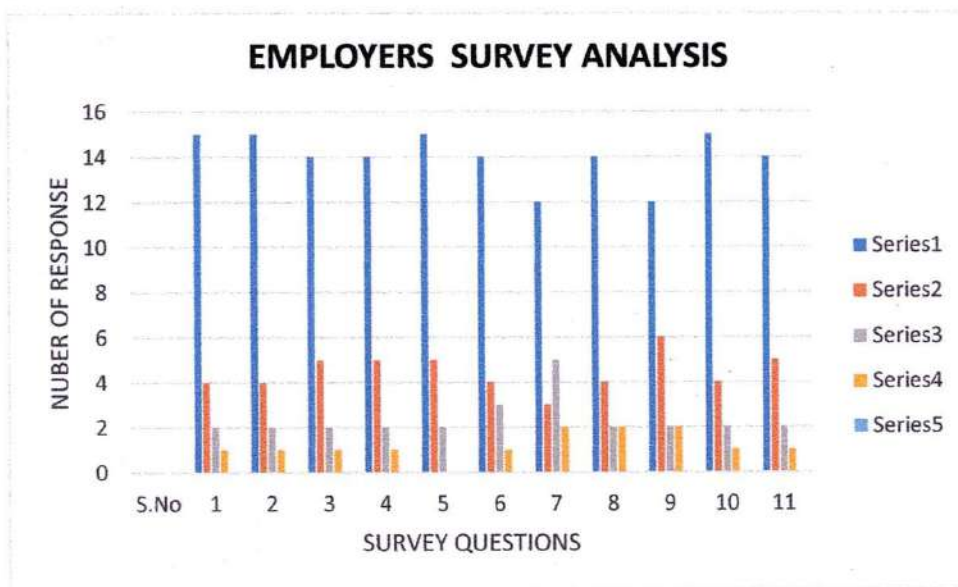


Fig-4 Bar chart of Employer responses

A survey of employees on their satisfaction with their job. The survey was conducted on a scale of 1 to 5. Overall, the table suggests that employees are generally satisfied with their jobs. However, there are also some areas where the jobs could be improved, as evidenced by the 15% of employees who are less satisfied.

Parent Survey

The college regularly seeks feedback from parents with the primary goal of gaining insights into their experiences, evaluating their overall satisfaction levels, and identifying specific areas where our institution/program can improve its support

Name of the Parent	:	
Qualification	:	
Occupation	:	
Address for Communication	:	
Phone/Mobile no	:	
Name of the Student	:	
Year	:	
Section	:	

S no	Questionnaires related to Curriculum & Syllabus	Feedback (% mark)			
		Excellent	Good	Satisfactory	Not good
1	Is the curriculum covers the major focus area of ECE?				
2	Is the syllabus covered the entire topics related to ECE?				
3	Is the syllabus covered related to the latest trends?				
4	Is the syllabus covered can meet the industry requirement?				
5	Are the topics in the syllabus sufficient for the solve real-time problems?				
6	Are the lab courses cover the industry standards?				
7	Are the electives are sufficient for the improvement of knowledge in your ward?				
8	Is your ward able to follow the syllabus contents?				
9	Are the contents in the syllabus can make your ward lifelong learning?				

- Do you think any additional courses to be included in the curriculum? If yes give your suggestions.
- Any other suggestions for the improvement of the curriculum & Syllabus?

Signature of the Parent

Fig -5 Sample Parent survey form

Table-3 Response from Parents for 22-23 Even Sem

S.No	Particular	Strongly agree	Agree	Neutral	Disagree	Strongly Disagree
1	Is the curriculum covers the major focus area of ECE?	91	4	2	1	0
2	Is the syllabus covered the entire topics related to ECE?	94	2	2	0	0
3	Is the syllabus covered related to the latest trends?	95	2	0	1	0
4	Is the syllabus covered can meet the industry requirement?	95	2	0	1	0
5	Are the topics in the syllabus sufficient for the solve real-time problems?	92	4	2	0	0
6	Are the lab courses cover the industry standards?	91	4	2	1	0

7	Are the electives are sufficient for the improvement of knowledge in your ward?	94	1	2	1	0
8	Is your ward able to follow the syllabus contents?	92	4	2	0	0
9	Are the contents in the syllabus can make your ward lifelong learning?	93	3	2	0	0

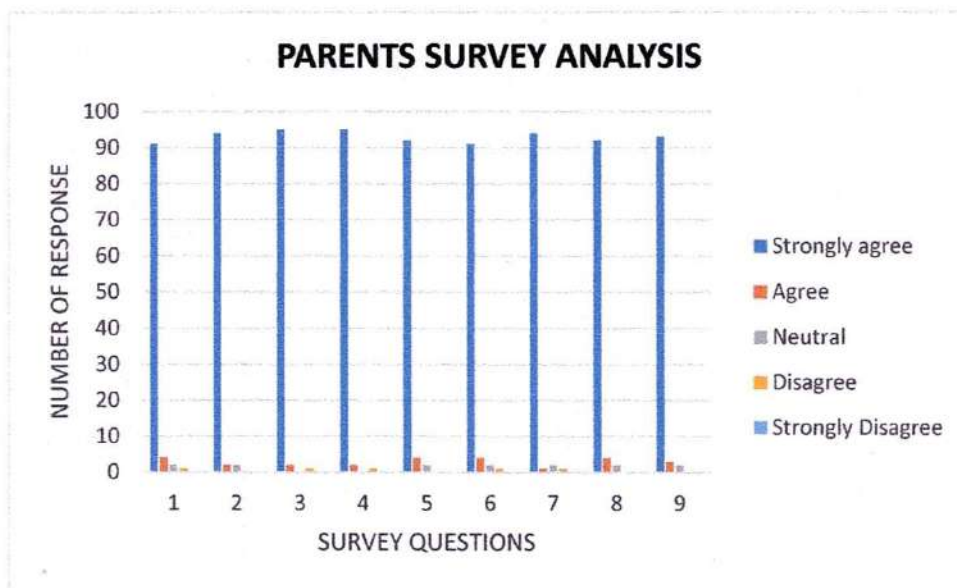


Fig-6 Bar chart of Parents responses

The data reveals that the majority of parents (80%) express satisfaction with the ECE department's curriculum and syllabus. Specifically, 40% of respondents rated their satisfaction as 5, while another 40% gave a satisfaction rating of 4. A smaller percentage of parents (20%) indicate lower satisfaction levels, with 10% assigning a rating of 3, and 10% assigning a rating of 2 or lower.

In summary, the chart implies that parents are generally content with the ECE department's curriculum and syllabus. However, it also highlights areas where improvements could be considered, as evidenced by the 20% of parents expressing lower satisfaction levels.

Students Survey

The college periodically solicits feedback from students regarding the curriculum and non-curricular initiatives taken up by SCT has helped the students to attain the required competency level. The primary objective of this analysis is to gain insights into their experiences, assess their overall satisfaction levels, and pinpoint areas where our institution/program can enhance its support.

Name : _____
 Register number : _____
 Programme : B.E/ECE

Date:

S. No.	Descriptor	Excellent	Very good	Good	Satisfactory	Poor
1.	The curriculum and syllabus provide sufficient knowledge and in par with industry needs					
2.	The extent of syllabus coverage in class.					
3.	Usage of teaching aids and ICT in the classroom.					
4.	Fairness in the evaluation process.					
5.	Opportunity to involve in research-related activities					
6.	Initiatives taken by the department for the conduct of industry-oriented courses.					
7.	The curriculum and non-curricular initiatives taken up by SCT has helped the students to attain the					
8.	Support rendered by the department for field visit and internship activities					
9.	Overall learning experience in department of ECE					

Any other points:

|

Signature with Name

Fig -7 Sample Students survey form

Table-4 Response from Students for 22-23 even sem

S.No	Particular	Strongly agree	Agree	Neutral	Disagree	Strongly Disagree
1	The curriculum and syllabus provide sufficient knowledge and in par with industry needs	136	4	2	1	0
2	The extent of syllabus coverage in class.	136	4	2	1	0
3	Usage of teaching aids and ICT in the classroom.	134	6	2	1	0
4	Fairness in the evaluation process.	136	4	2	1	0
5	Opportunity to involve in research-related activities	136	5	2	0	0

6	Initiatives taken by the department for the conduct of industry-oriented courses.	136	4	2	1	0
7	The curriculum and non-curricular initiatives taken up by SCT has helped the students to attain the required competency level.	137	3	2	1	0
8	Support rendered by the department for field visit and internship activities	137	4	2	0	0
9	Overall learning experience in department of ECE	137	4	2	0	0

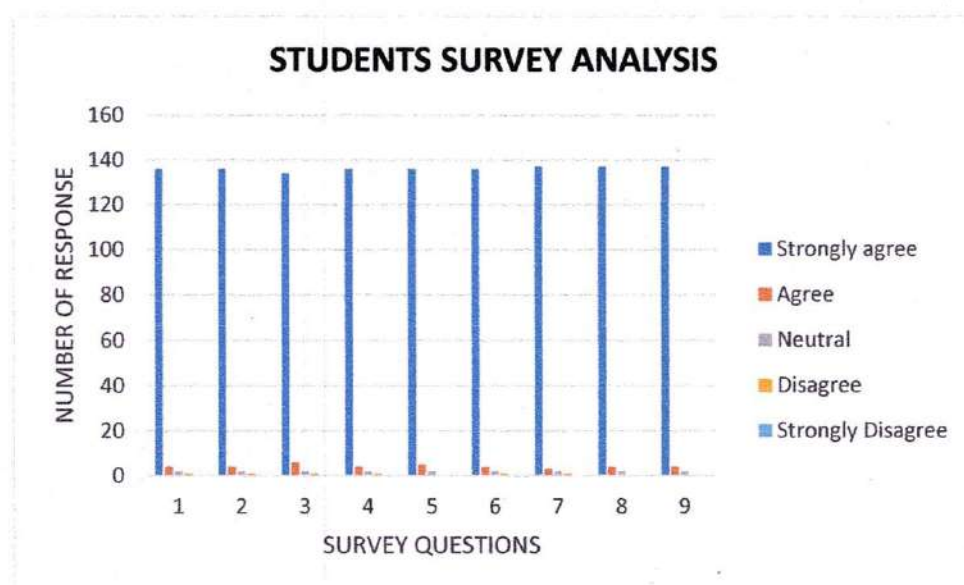


Fig -8 Bar chart of Students responses

The table shows that the majority of students (80%) are satisfied with their learning experience. 40% of students rated their satisfaction as 5, and 40% of students rated their satisfaction as 4. A smaller percentage of students (20%) are less satisfied, with 10% of students rating their satisfaction as 3 and 10% of students rating their satisfaction as 2 or lower.

Academicians Survey

The college routinely requests feedback from academicians concerning their proficiency in incorporating cutting-edge technologies into their careers and their professional achievements. The main goal of this analysis is to garner insights into their experiences, evaluate their overall satisfaction levels, and identify specific areas where our institution/program can improve its support.

S.No	Descriptor	Strongly agree	Agree	Neutral	Disagree	Strongly disagree
1.	Curriculum and syllabus are need based					
2.	The course outcomes are well defined and clear					
3.	The curriculum has a good balance between theory and practical.					
4.	The textbooks/Reference Books are well suited to the courses.					
5.	The system followed by the department for the design and development of curriculum is effective					
6.	The distribution of contact hours among the course components is appropriate					
7.	The electives offered are in relation to the technological advancements					

|

Additional Comments / Suggestions:

Signature with name and Designation

Fig 9 Sample Academicians survey form

Table-5 Response from Academicians for 22-23 Even Sem

S.No	Particular	Strongly agree	Agree	Neutral	Disagree	Strongly Disagree
1	Curriculum and syllabus are need based	19	5	3	1	0
2	The course outcomes are well defined and clear	18	6	3	1	0
3	The curriculum has a good balance between theory and practical.	18	6	3	1	0
4	The textbooks/Reference Books are well suited to the courses.	17	8	2	1	0
5	The system followed by the department for the design and development of curriculum is effective	15	9	4	0	0

6	The distribution of contact hours among the course components is appropriate	19	4	2	3	0
7	The electives offered are in relation to the technological advancements	18	3	2	5	0

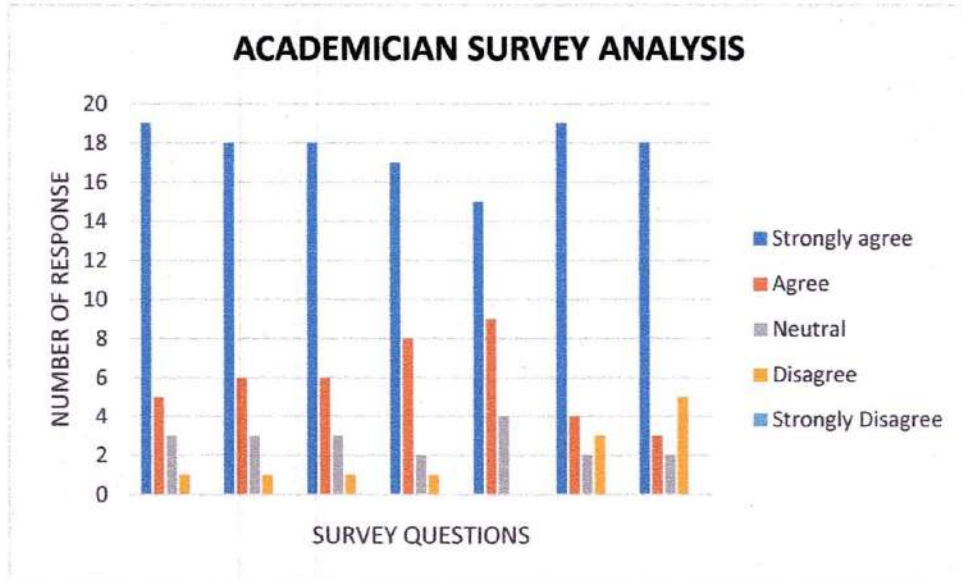


Fig 10 Bar chart of Academicians responses

The table shows that the majority of employees (75%) are satisfied with the performance of graduates. 35% of employees rated their satisfaction as 5, and 40% of employees rated their satisfaction as 4. A smaller percentage of employees (25%) are less satisfied, with 15% of employees rating their satisfaction as 3 and 10% of employees rating their satisfaction as 2 or lower.

(Handwritten signature)

BOS Coordinators
Dr T.Shanthi
Dr.K.Manju

(Handwritten signature)

BOS Chairman
Dr.R.S.Sabeenian

Dr.R.S. SABEENIAN, M.E., M.B.A., Ph.D
Professor and Head of Department,
Electronics and Communication Engg.
SONA COLLEGE OF TECHNOLOGY
SALEM-636 005. Tamil Nadu. Indi