

**SONA COLLEGE OF TECHNOLOGY**  
**DEPARTMENT OF MECHANICAL ENGINEERING**

**Stakeholders Feedback Analysis Report on Curriculum Design - 2019-20 (Odd Semester)**

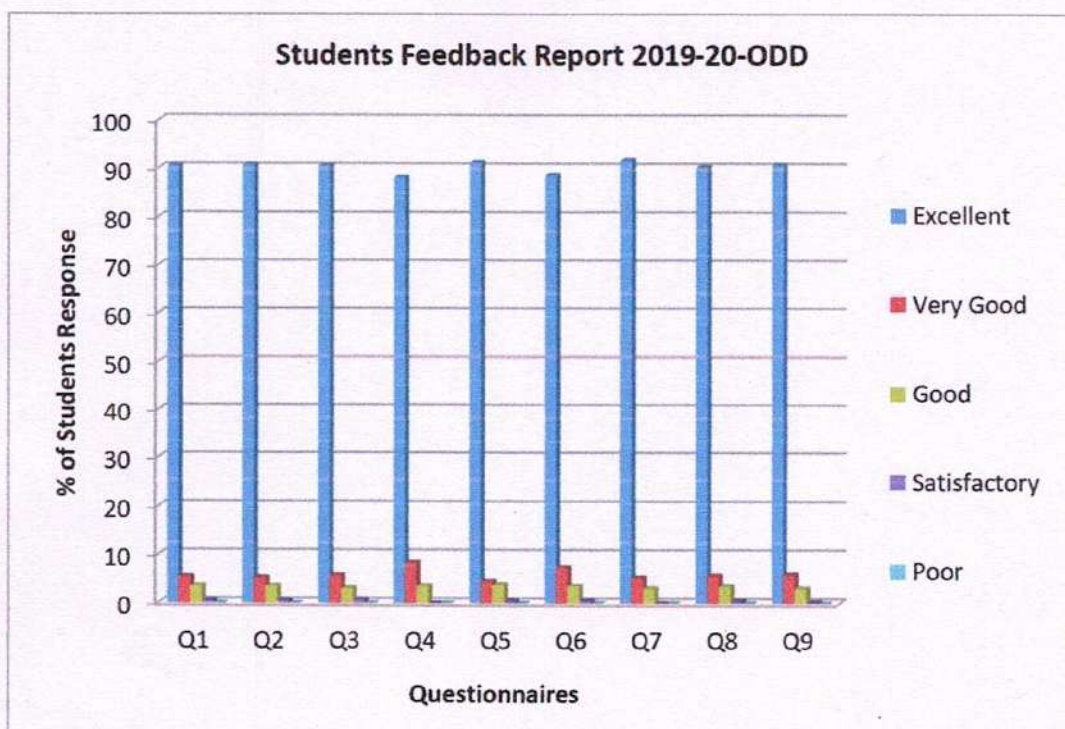
Date: 15.5.2019

**1. Student's Feedback Analysis:**

The department has obtained feedback on curriculum from students through questionnaire which contains the following major aspects such as courses offered, curriculum and syllabus, course outcomes, sufficient text books and reference books, curriculum for the enhancement, real world application and career advancement and lifelong learning. Totally 420 students gave their feedback on curriculum for the academic year 2018-2019.

**Total number of responses = 420**

Question No	STATEMENT	Excellent	Very Good	Good	Satisfactory	Poor
Q1	How do you rate the relevance of the courses offered in relation to the program?	380	23	15	2	0
Q2	How do you rate the curriculum and syllabus prescribed for the program?	381	22	15	2	0
Q3	How do rate the courses the allotted lecture/tutorials/practical hours are sufficient?	380	24	13	3	0
Q4	How do rate the course outcomes are clear and understandable?	370	35	15	0	0
Q5	How do rate the courses have sufficient text books and reference books are relevant and available in the library?	383	19	16	2	0
Q6	How do rate the curriculum for the enhancement of technical skills, problem solving skills and modern tool usage?	372	31	15	2	0
Q7	How do rate the courses for real world application and supporting for Entrepreneurship?	385	22	13	0	0
Q8	How do rate the curriculum design that supports to apply engineering knowledge for the society?	379	24	15	2	0
Q9	How do rate the courses are useful in the career advancement and lifelong learning?	381	25	13	1	0



### Student's Feedback Analysis Chart

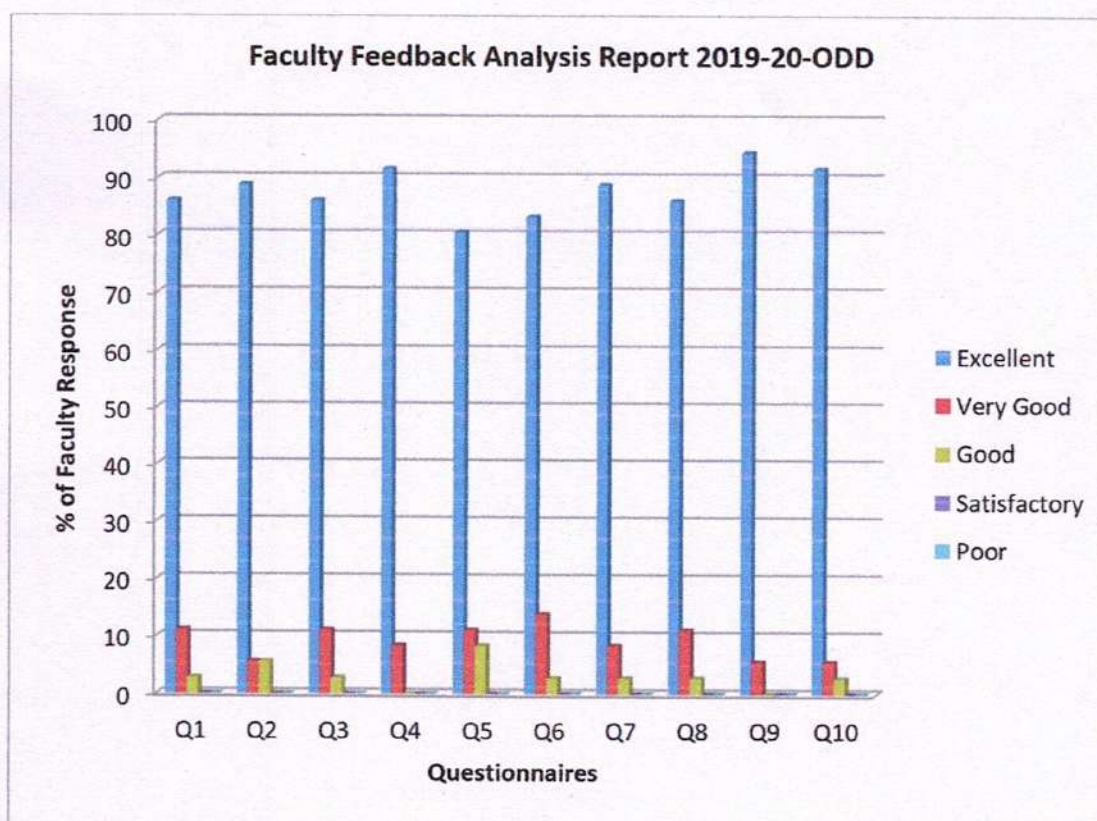
The feedback has been analyzed from the above collected data and majority of the students satisfied for the question 1, 2,3,5,7 and 8 and also satisfied with the existing system. Few students gave suggestions to improve the curriculum such as Python Programming and Problem solving course may be included in the curriculum and Heating, Ventilation and Air-Conditioning course may be including. Those suggestions are analyzed and it will be implemented.

### 2. Faculty Feedback Analysis:

Total number of responses = 36

Question No.	STATEMENT	Excellent	Very Good	Good	Satisfactory	Poor
Q1	How do you rate the relevance of these courses in relation to the program?	31	4	1	0	0
Q2	How do you rate the curriculum design and syllabus prescribed for the program?	32	2	2	0	0
Q3	How do rate this course the allotted lecture/ tutorials/ practical hours are sufficient?	31	4	1	0	0
Q4	How do rate this course have sufficient reading materials and resources available in the library?	33	3	0	0	0

Question No.	STATEMENT	Excellent	Very Good	Good	Satisfactory	Poor
Q5	How do rate this course the outcomes are appropriately defined and mapped?	29	4	3	0	0
Q6	How do rate this course for dealing modern development / technological advancement?	30	5	1	0	0
Q7	How do rate this course for understanding concepts and relating to real world application?	32	3	1	0	0
Q8	How do rate this course provision to adopt new techniques and tools in teaching?	31	4	1	0	0
Q9	How do rate this course useful in the career advancement and lifelong learning of students?	34	2	0	0	0
Q10	How do rate this course for the contribution to the needs of the society?	33	2	1	0	0



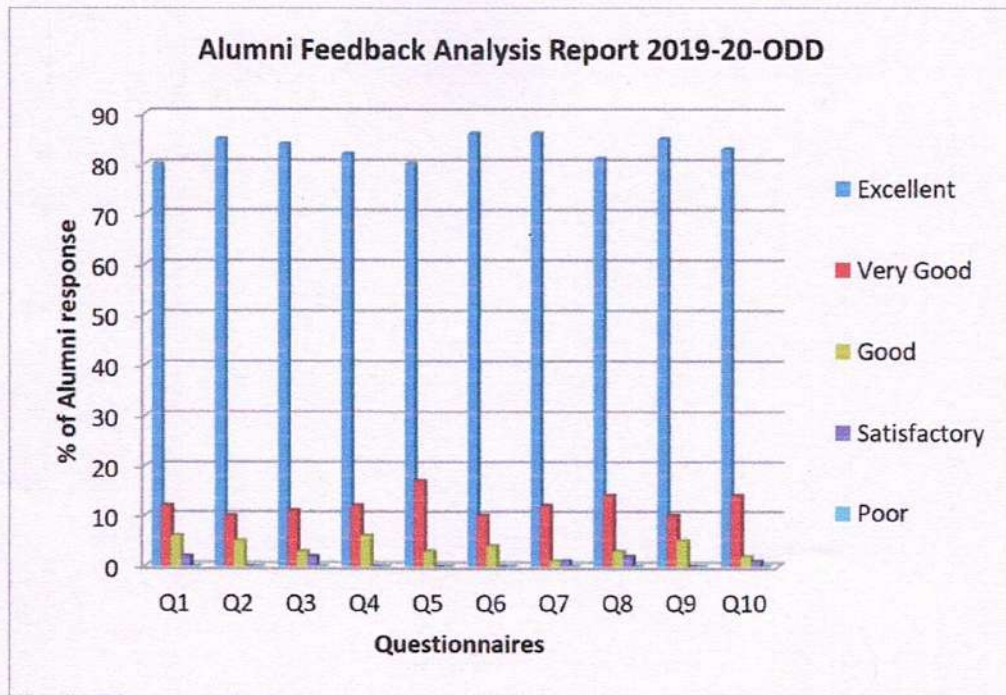
**Faculty Feedback Analysis Chart**

The feedback has been analyzed from the above collected data and majority of the teachers are satisfied with the existing system and few teachers gave suggestions to improve the curriculum and academics. Those suggestions are analyzed and it will be implemented.

### 3. Alumni Feedback Analysis

Total number of responses = 100

Question No.	STATEMENT	Excellent	Very Good	Good	Satisfactory	Poor
Q1	How do you rate the relevance of the courses in the relation to the program?	80	12	6	2	0
Q2	How do you rate the curriculum design and the syllabus prescribed for the programs?	85	10	5	0	0
Q3	How do you rate the sequence of the courses included in the programs	84	11	3	2	0
Q4	How do you rate the competencies in the relation to the course content	82	12	6	0	0
Q5	How do you rate the sequence of the topics placed in the course syllabus	80	17	3	0	0
Q6	At what extend curriculum matched with current industry trends	86	10	4	0	0
Q7	How do you rate the offering of the electives in relation to the technological advancements	86	12	1	1	0
Q8	How do you rate the depth and load of course content including project work	81	14	3	2	0
Q9	How do you rate the course which are skills related matching to the industry included in the programs?	85	10	5	0	0
Q10	How best the curriculum and courses helps to you to improve your inter and intrapersonal skills.	83	14	2	1	0



**Alumni Feedback Analysis Chart**

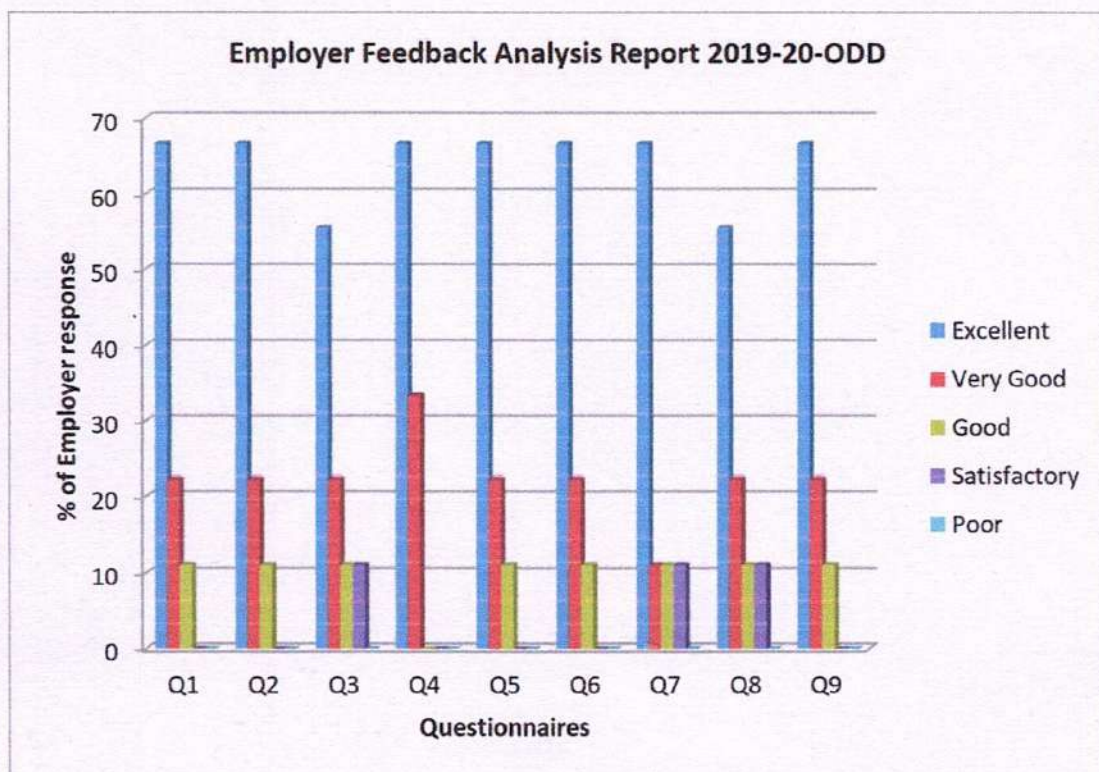
Feedback analysis response is taken from 100 alumni and the bar chart drawn by percentage of alumni against various questions. The feedback has been analyzed from the above collected data and majority of the alumni are satisfied with the existing curriculum and few alumni gave suggestions to improve the curriculum and academics. Those suggestions are analyzed and the mentioned suggestions will be implemented. Also 80 out of 100 gave their feedback as excellent for overall curriculum design in the current mechanical field.

#### 4. Employer Feedback Analysis

Total number of responses = 9

Question No.	STATEMENT	Excellent	Very Good	Good	Satisfactory	Poor
Q1	How do rate the curriculum and syllabus gives sufficient knowledge in the area of study?	6	2	1	0	0
Q2	How do rate the curriculum ensures required skill sets appropriate to the industry?	6	2	1	0	0
Q3	How do rate our curriculum design focus on employability?	5	2	1	1	0
Q4	How do rate the interpersonal skill of the student?	6	3	0	0	0

Question No.	STATEMENT	Excellent	Very Good	Good	Satisfactory	Poor
Q5	How do rate, our student can effectively apply modern engineering technology and tools in their profession?	6	2	1	0	0
Q6	How do rate our student, capable to communicate effectively?	6	2	1	0	0
Q7	How do rate the level of technical contribution of our student?	6	1	1	1	0
Q8	How do rate the students have the ability to learn continuously and upgrade their skills?	5	2	1	1	0
Q9	How do rate our student, professional, Ethical & socially responsible engineer?	6	2	1	0	0
Q10	How do rate our curriculum that contributes to the needs of the society?	5	2	1	1	0



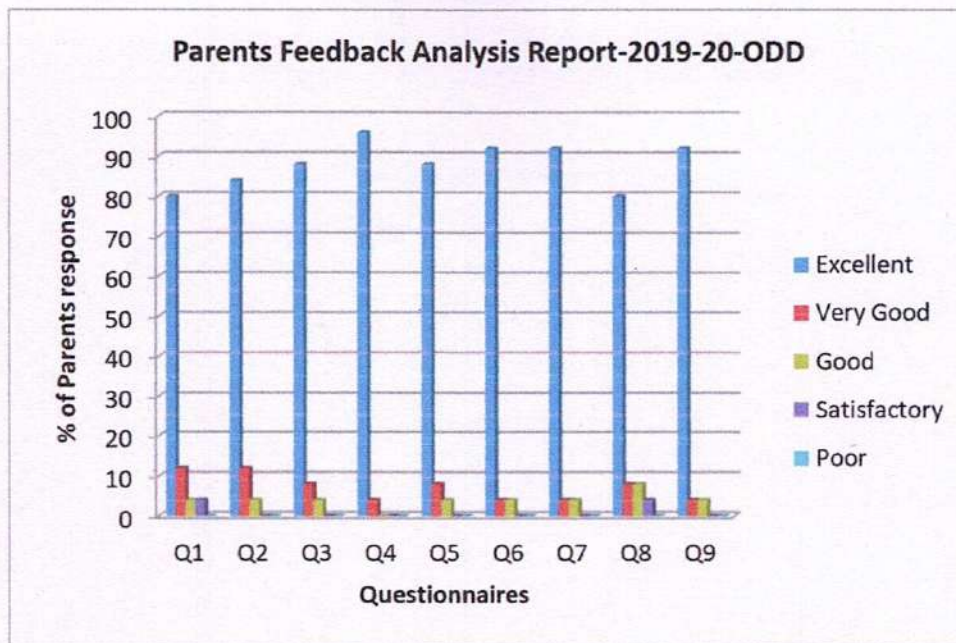
**Employer Feedback Analysis Chart**

The above employer feedback chart shows employers response against various questionnaires. The feedback has been analyzed from the above collected data and majority of the employers are satisfied with curriculum, from the feedback, practical courses and interpersonal skills development course may be include in the curriculum. Those suggestions are analyzed and the mentioned suggestions will be implemented.

### 5. Parents Feedback Analysis

**Total number of responses = 25**

Question No.	STATEMENT	Excellent	Very Good	Good	Satisfactory	Poor
Q1	Is the curriculum covers major focus area of mechanical engineering?	20	3	1	1	0
Q2	Is the syllabus covered the entire topics related to Mechanical engineering?	21	3	1	0	0
Q3	Is the syllabus covered related to latest trends?	22	2	1	0	0
Q4	Is the syllabus covered can meet the industry requirement?	24	1	0	0	0
Q5	Are the topics in the syllabus sufficient for the solve real time problems?	22	2	1	0	0
Q6	Are the lab courses covers the industry standards?	23	1	1	0	0
Q7	Are the electives are sufficient for the improvement of knowledge for your ward?	23	1	1	0	0
Q8	Is your ward able to follow the syllabus contents?	20	2	2	1	0
Q9	Are the contents in the syllabus can make your ward lifelong learning	23	1	1	0	0



**Parents Feedback Analysis Chart**

The above chart shows percentage of parent's response for the feedback questionnaires. In which 20 out of 25 parent's response was excellent for the curriculum design. The feedback has been analyzed from the above collected data and majority of the parents are satisfied with the existing system and few parents gave suggestions to improve the curriculum and academics. Those suggestions are analyzed and it will be implemented.

*S. Senthil Kumar*  
15/10/19  
BOS Coordinator/ Mechanical

*S. Senthil Kumar*  
15/10/2019  
BOS Chairman/Mechanical  
**Dr. D. SENTHIL KUMAR, M.E., Ph.D**  
PROFESSOR & HEAD  
DEPT. OF MECHANICAL ENGG.  
SONA COLLEGE OF TECHNOLOGY  
JUNCTION MAIN ROAD, SALEM-5.



**SONA COLLEGE OF TECHNOLOGY**  
**DEPARTMENT OF MECHANICAL ENGINEERING**

**Stakeholders Feedback Action to be Taken Report on Curriculum Design - 2019-20**  
**(Even Semester)**

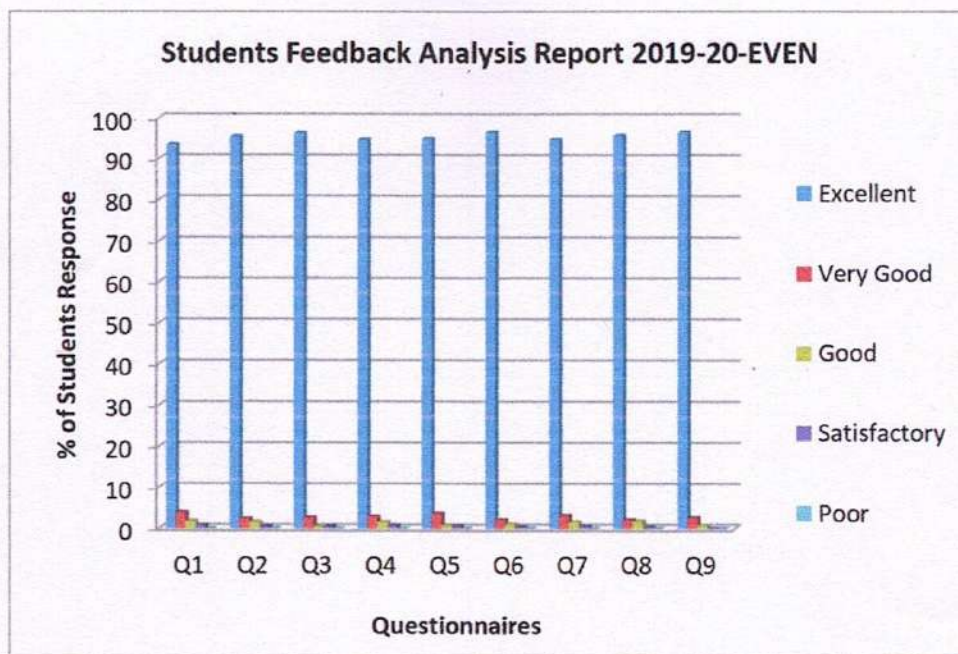
Date: 15.11.2019

**1. Student's Feedback Analysis:**

The department has obtained feedback on curriculum from students through questionnaire which contains the following major aspects such as courses offered, curriculum and syllabus, course outcomes, sufficient text books and reference books, curriculum for the enhancement, real world application and career advancement and lifelong learning. Totally 385 students gave their feedback on curriculum for the academic year 2018-2019.

**Total number of responses = 385**

Question No	STATEMENT	Excellent	Very Good	Good	Satisfactory	Poor
Q1	How do you rate the relevance of the courses offered in relation to the program?	360	15	7	3	0
Q2	How do you rate the curriculum and syllabus prescribed for the program?	368	9	6	2	0
Q3	How do rate the courses the allotted lecture/tutorials/practical hours are sufficient?	371	10	2	2	0
Q4	How do rate the course outcomes are clear and understandable?	365	11	6	3	0
Q5	How do rate the courses have sufficient text books and reference books are relevant and available in the library?	366	14	3	2	0
Q6	How do rate the curriculum for the enhancement of technical skills, problem solving skills and modern tool usage?	372	8	4	1	0
Q7	How do rate the courses for real world application and supporting for Entrepreneurship?	365	12	6	2	0
Q8	How do rate the curriculum design that supports to apply engineering knowledge for the society?	369	8	7	1	0
Q9	How do rate the courses are useful in the career advancement and lifelong learning?	372	10	3	0	0



### Student's Feedback Analysis Chart

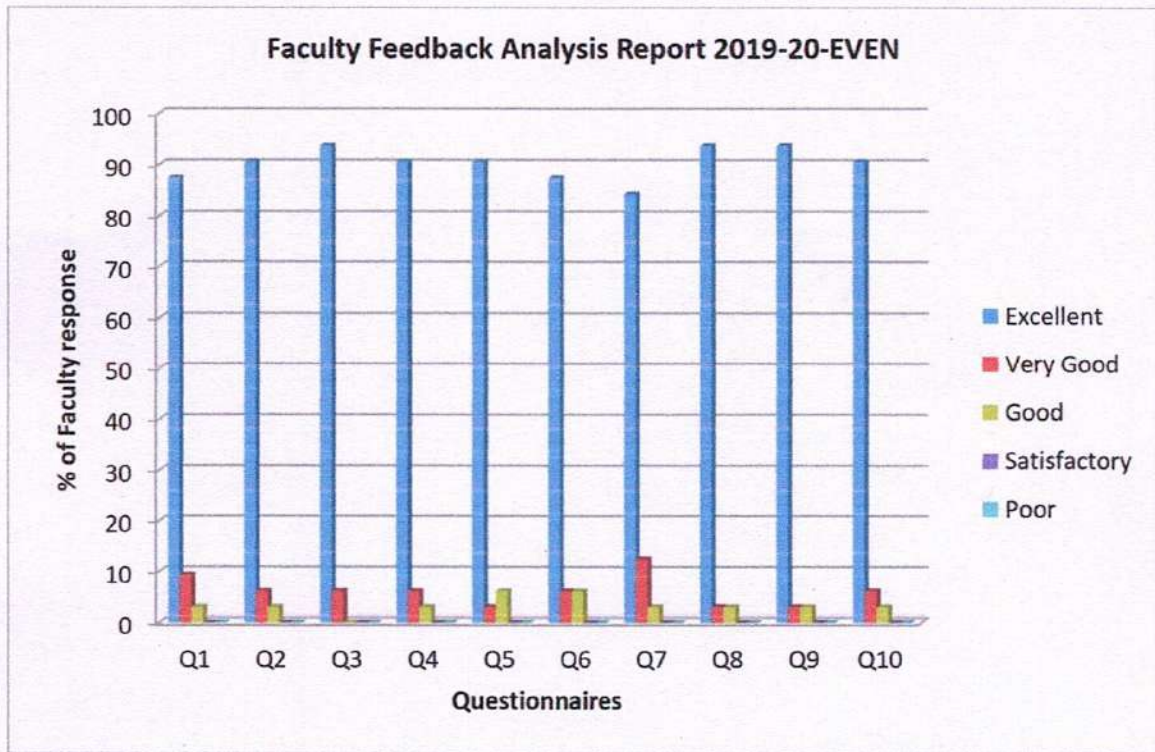
The above student's feedback analysis chart shows that percentage of student's response for the feedback questionnaires. In which 360 out of 385 responses indicated that the curriculum was excellent. In addition to that they have given the following feedback such as adding Python for engineers, probability & statistics, Art of research writing paper, more attention needs to be given for numerical courses. From the above feedback report overall curriculum strongly reflected mechanical engineering with advance technology courses.

#### 2. Faculty Feedback Analysis:

**Total number of responses = 32**

Question No.	STATEMENT	Excellent	Very Good	Good	Satisfactory	Poor
Q1	How do you rate the relevance of these courses in relation to the program?	28	3	1	0	0
Q2	How do you rate the curriculum design and syllabus prescribed for the program?	29	2	1	0	0
Q3	How do rate this course the allotted lecture/ tutorials/ practical hours are sufficient?	30	2	0	0	0
Q4	How do rate this course have sufficient reading materials and resources available in the library?	29	2	1	0	0
Q5	How do rate this course the outcomes are appropriately defined and mapped?	29	1	2	0	0
Q6	How do rate this course for dealing modern development / technological advancement?	28	2	2	0	0

Question No.	STATEMENT	Excellent	Very Good	Good	Satisfactory	Poor
Q7	How do rate this course for understanding concepts and relating to real world application?	27	4	1	0	0
Q8	How do rate this course provision to adopt new techniques and tools in teaching?	30	1	1	0	0
Q9	How do rate this course useful in the career advancement and lifelong learning of students?	30	1	1	0	0
Q10	How do rate this course for the contribution to the needs of the society?	29	2	1	0	0



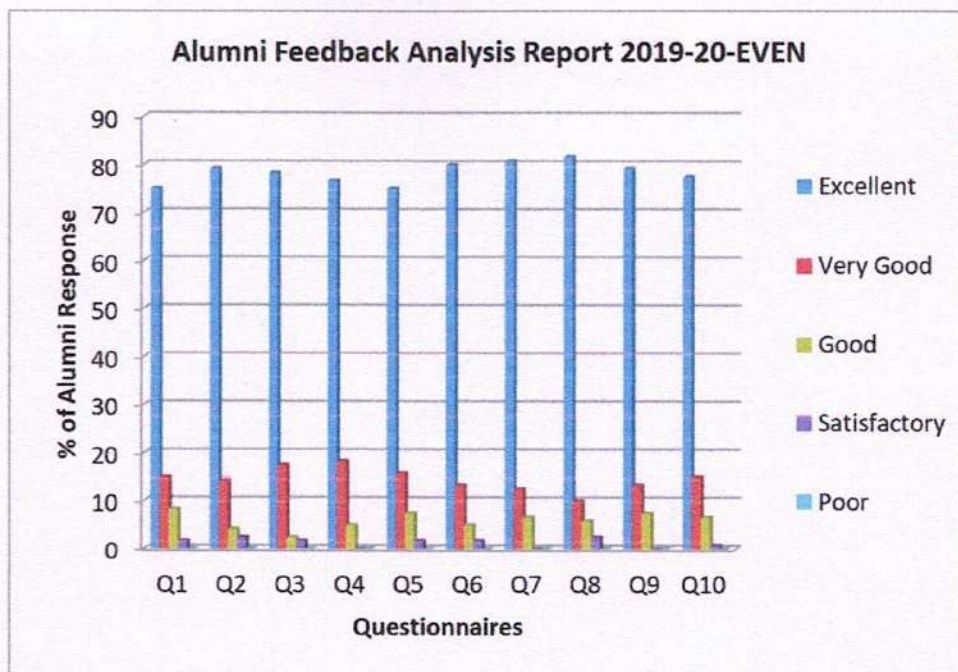
**Faculty Feedback Analysis Chart**

From the above feedback analysis taken from faculty of mechanical engineering shows overall curriculum is strong enough to face latest technology including software as well as core. And additionally recommend adding ethics syllabus can incorporate a current case study, Material flow should be included in the manufacturing process laboratory. For getting placement opportunities in core area and Prerequisite subject for data analytics can be prescribed.

### 3. Alumni Feedback Analysis

Total number of responses = 120

Question No.	STATEMENT	Excellent	Very Good	Good	Satisfactory	Poor
Q1	How do you rate the relevance of the courses in the relation to the program?	90	18	10	2	0
Q2	How do you rate the curriculum design and the syllabus prescribed for the programs?	95	17	5	3	0
Q3	How do you rate the sequence of the courses included in the programs	94	21	3	2	0
Q4	How do you rate the competencies in the relation to the course content	92	22	6	0	0
Q5	How do you rate the sequence of the topics placed in the course syllabus	90	19	9	2	0
Q6	At what extend curriculum matched with current industry trends	96	16	6	2	0
Q7	How do you rate the offering of the electives in relation to the technological advancements	97	15	8	0	0
Q8	How do you rate the depth and load of course content including project work	98	12	7	3	0
Q9	How do you rate the course which are skills related matching to the industry included in the programs?	95	16	9	0	0
Q10	How best the curriculum and courses helps to you to improve your inter and intrapersonal skills.	93	18	8	1	0



**Alumni Feedback Analysis Chart**

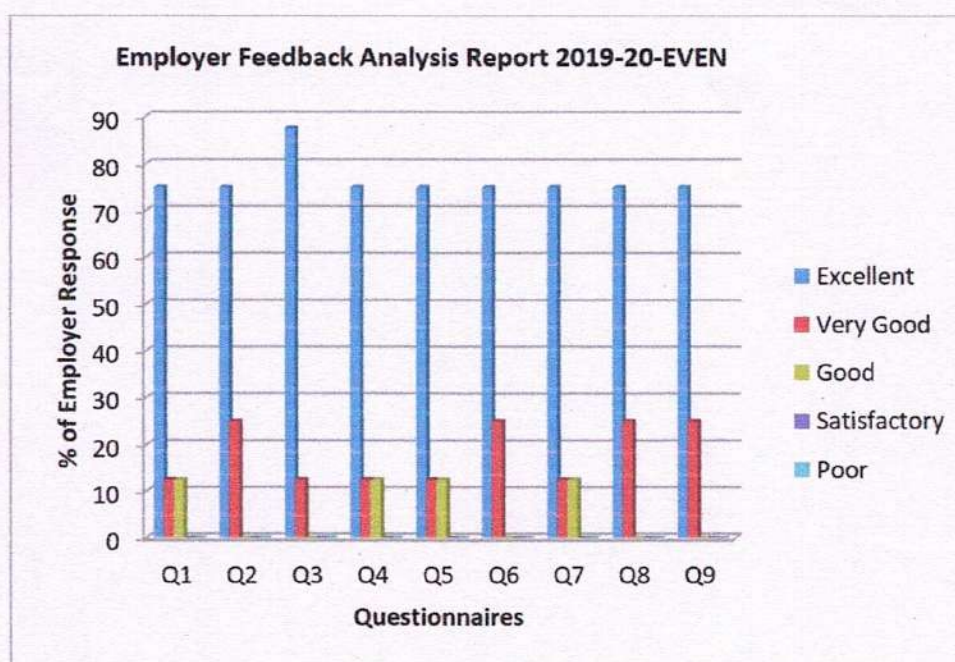
Feedback analysis response is taken from 120 alumni and the bar chart drawn by percentage of alumni response against various questions. They suggest introducing Inclusion of IoT, R-Programming, Python, machine Learning and Robotics. Also 80 out of 120 gave their feedback as excellent for overall curriculum design in the current mechanical field.

#### 4. Employer Feedback Analysis

Total number of responses = 8

Question No.	STATEMENT	Excellent	Very Good	Good	Satisfactory	Poor
Q1	How do rate the curriculum and syllabus gives sufficient knowledge in the area of study?	6	1	1	0	0
Q2	How do rate the curriculum ensures required skill sets appropriate to the industry?	6	2	0	0	0
Q3	How do rate our curriculum design focus on employability?	7	1	0	0	0
Q4	How do rate the interpersonal skill of the student?	6	1	1	0	0
Q5	How do rate, our student can effectively apply modern engineering technology and tools in their profession?	6	1	1	0	0

Question No.	STATEMENT	Excellent	Very Good	Good	Satisfactory	Poor
Q6	How do rate our student, capable to communicate effectively?	6	2	0	0	0
Q7	How do rate the level of technical contribution of our student?	6	1	1	0	0
Q8	How do rate the students have the ability to learn continuously and upgrade their skills?	6	2	0	0	0
Q9	How do rate our student, professional, Ethical & socially responsible engineer?	6	2	0	0	0
Q10	How do rate our curriculum that contributes to the needs of the society?	6	2	0	0	0



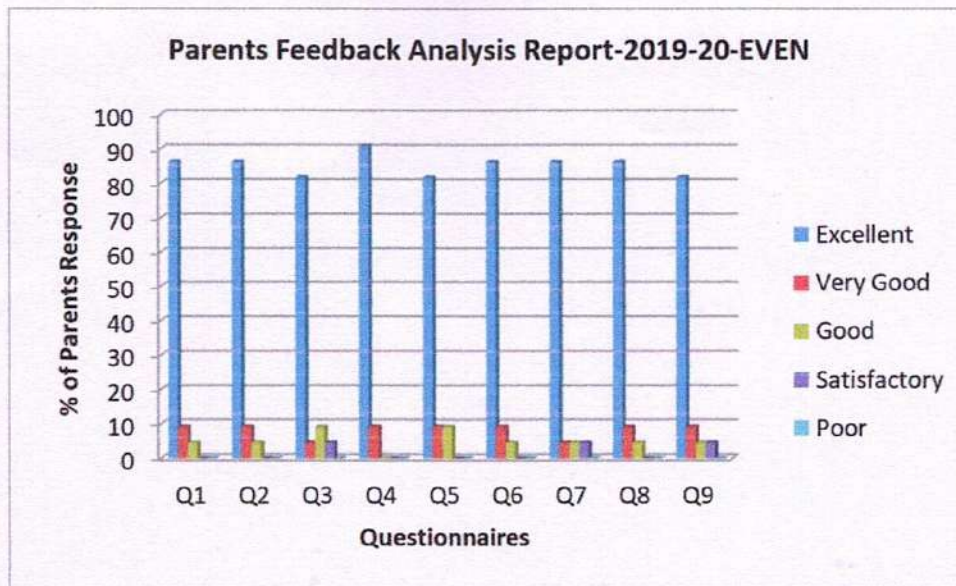
#### Employer Feedback Analysis Chart

The above employer feedback shows of nearly 8 employer's response. They recommended to motivating students to attend In-plant training and Internship for getting industry ready, the duration of projects and industrial training can be prolonged and also, suggested to incorporate communication skills improvement courses.

## 5. Parents Feedback Analysis

Total number of responses = 22

Question No.	STATEMENT	Excellent	Very Good	Good	Satisfactory	Poor
Q1	Is the curriculum covers major focus area of mechanical engineering?	19	2	1	0	0
Q2	Is the syllabus covered the entire topics related to Mechanical engineering?	19	2	1	0	0
Q3	Is the syllabus covered related to latest trends?	18	1	2	1	0
Q4	Is the syllabus covered can meet the industry requirement?	20	2	0	0	0
Q5	Are the topics in the syllabus sufficient for the solve real time problems?	18	2	2	0	0
Q6	Are the lab courses covers the industry standards?	19	2	1	0	0
Q7	Are the electives are sufficient for the improvement of knowledge for your ward?	19	1	1	1	0
Q8	Is your ward able to follow the syllabus contents?	19	2	1	0	0
Q9	Are the contents in the syllabus can make your ward lifelong learning	18	2	1	1	0



### Parents Feedback Analysis Chart

The above chart shows percentage of parent's response for the feedback questionnaires. In which 18 out of 22 parent's response was excellent for the curriculum design. And also they have given the following suggestions to improve such as how to face in interview and lead in group discussion should be included in curriculum be more hands-on training on a various types of machinery.

*[Handwritten Signature]*  
15/11/2019  
**BOS Coordinator /Mechanical**

*[Handwritten Signature]*  
15/11/2019  
**BOS Chairman/Mechanical**

**Dr. D.SENTHIL KUMAR, M.E., Ph.D**  
PROFESSOR & HEAD  
DEPT. OF MECHANICAL ENGG.  
SONA COLLEGE OF TECHNOLOGY  
JUNCTION MAIN ROAD, SALEM-5.